


TATRA

TATRA



TATRA

BOARD

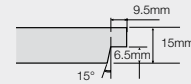

TEGULAR



Prelude XL²/TLX 24 mm



Prelude XL²/TLX 24 mm



600 x 600 x 15 mm
600 x 1200 x 15 mm

958 M
952 M

962M



EN ISO 354 & EN ISO 11654

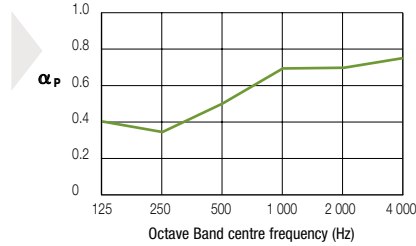
α_w	NRC	125	250	500	1000	2000	4000	Hz
0.55(H)	0.55	0.40	0.35	0.50	0.70	0.70	0.75	α_p

Class D



EN ISO 10848-2 & EN ISO 717-1

Dnfw
34 dB



EN 13501-1

EEA Euroclass A2-s1, d0
EN 13501-1

RUS KM1 (G1, V1, D1, T1)
FZ 123



EN 12667 & ISO 8301

$\lambda = 0.06 \text{ W/m K}$



70 % RH



$\approx 3.5 \text{ kg/m}^2$

Please contact our Armstrong Technical Sales group for further details.

www.armstrong.eu